

## ENVIRONMENT AND POLLUTION MANAGEMENT OF POLLUTION VOLATILE ORGANIC COMPOUNDS IN CLUJ-NAPOCA

Florea Carmen<sup>1\*</sup>, Henriette Szilagyi<sup>1</sup>, Andreea Hegyi<sup>1</sup>

**Key words:** pollution, degradation, volatile organic compounds, auto traffic.

**Abstract.** Pollution negative influences the environmental, human health, buildings and increase the production of waste. We are currently witnessing pollution and degradation in some cases irreversible, of the environment. Environmental issues are extremely complex and cover all sectors. Worldwide, industrial pollution strategies necessary to reduce emissions to the atmosphere hydrocarbons, volatile organic compounds (VOCs) and other pollutants in urban areas. The highest concentrations of volatile organic compounds of more than  $80 \text{ mg/m}^3$  occur in densely populated areas. The latest data reported in the residential area of Cluj-Napoca values did not exceed  $20 \text{ mg/m}^3$ . However peaks reported VOC concentrations, depending on the season, exceeding the upper limit that according to Law. 104/2011 is  $75 \text{ }\mu\text{g/m}^3$ . It was identified due to increase annual mean concentration of VOCs as, in particular, road traffic exceeding sanitary standards on the main traffic routes within the city. In this paper the results obtained after carrying out an analysis of the average VOC concentration recorded in the city Cluj-Napoca as a result of car traffic. They were pursued average concentrations of VOCs resulting from the combustion of liquid fuels, petrol and diesel type. Analyzing the results obtained are proposed solutions for reducing VOC emissions. The rule under which these solutions have been proposed to reduce the concentration of VOCs took into account the possibility implementation and maintenance costs thereof.

### Introduction

At global level there are numerous reports on the disastrous effects of increasing urban pollution (by Miranda et al. 2012, Diaconu et al. 1997). This pollution, mainly the accumulation of solids in air, is one of the causes increased morbidity and mortality due to cardiovascular and respiratory diseases. Urban pollution is generally caused by fine particulate matter, fine powders of heavy

---

<sup>1</sup> INCD „URBAN-INCERC” Sucursala Cluj-Napoca, Romania, \*Corresponding author: carmen.florea@incerc-cluj.ro

metals, noxious gases, VOCs (by Manescu and Manole 1994, Leung 2015, Breen et al. 2015).

**Cluj-Napoca enviromental characterization:** Relief Cluj-Napoca, which is located in the city assembly, summarizing particularities of the three major physical-geographical units, within which lies the Apuseni Mountains, of Someş

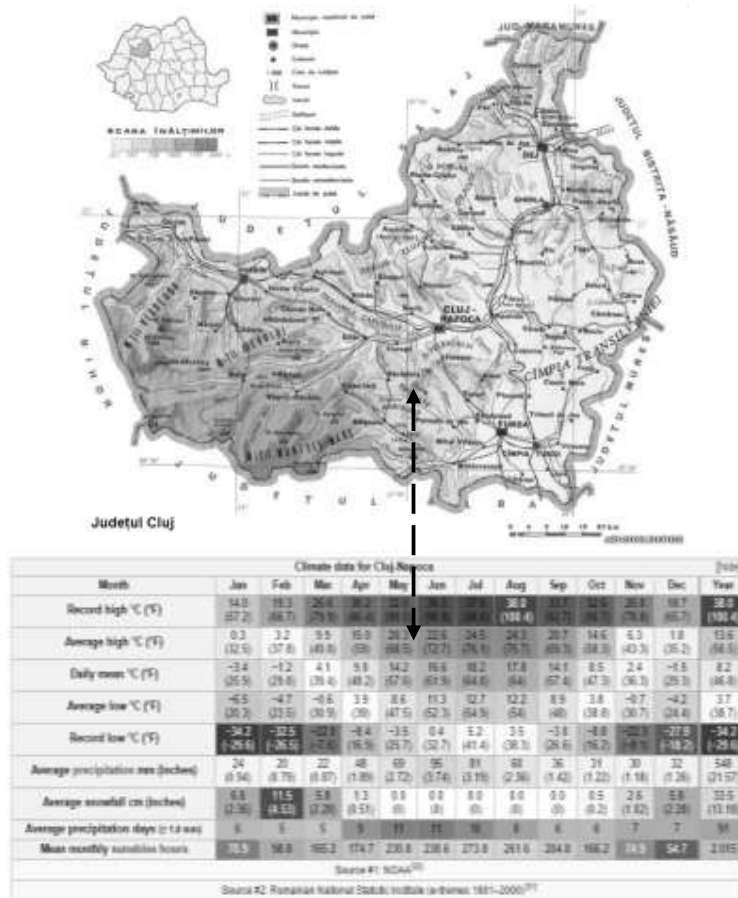


Fig. 1. The geographical position, topography and climate information from ClujNapoca (<https://en.wikipedia.org/wiki/Cluj-Napoca>)

Plateau and Transylvania Depression. The complexity of lithological substrate, as various manifestations of external agents, determined the formation of a very different relief. The town's great variety are due to geological structure formed of

clay, marl, limestone and sand, preserved in the area Cetatuia (by Mac and Floca 1997, Zamfir 1979). Recent sedimentary formations can be noticed if we take a closer look to the existing pastures and terraces along Someș Mic river.

The town's city name comes from the Latin word "Clusium", meaning "enclosed place". The city's geographical position, in a valley surrounded by hills, is a major factor in the occurrence of fog. Between pilots landing at airport Someșeni, Cluj is being as "the town with one hundred sunny days".

The urban area, influenced by physical-geographical, social, historical and economical factors, has been continuously developed in the terms of size, structure and position. Nowadays Cluj-Napoca covers a surface of 170 km<sup>2</sup> from East to North-East. Cluj-Napoca's quite various, causing a series of microclimate differences; they are influenced by altitude (Fig. 1), landforms structure and orientation, by geological structure, the mountains' angle of inclination and exposure to solar radiation and also by the movement of air currents and steam of air. (by Mac and Floca 1997, Zamfir 1979).

Groundwater from river meadows and inferior terraces are like continuous flows. They are made by the water that comes from the nearby rivers, by the infiltration which comes from the mountains in the driest periods. It is well known that water shows up a certain kind of natural aggressivity against the concrete with sulfate ions, the infiltration from the meadows, like that from Someșeni (approx. 6000 mg/l) have the most destructive impact. Near the industrial sites the groundwater aggressivity is even greater due to the presence of some acid substances, industrial waste, polluted rain falls and leakage at different technological installations.

## **1. The current situation**

**1.1. Air pollution** represents one of the main factors which negatively influences people's health and life's quality (Fig. 2). The discomfort caused by dust, smells, poor visibility, acid rainfalls, dust and corrosive gases are only some of the major problems faced by the people who live in Cluj-Napoca. Pollution spreads especially through the air, affecting directly and indirectly, not only humans but also all the other elements of the natural or artificial environment. (by Breen et al. 2015, Charlesworth and Lees 1999).

Due to the presence of lead in gasoline, the areas with heavy traffic have a certain amount of lead in the air. Most of the gas pollutants have an acid composition, which affects not only the air quality but also all the other components of the natural or artificial environment. Because of the water from the air, some of the primary pollutants may cause the appearance of very aggressive secondary pollutants like photochemical oxidants, sulfuric acid, nitric acid. (by Breen et al. 2015, Ponticciello et al. 2015).

Urban pollutants aggressivity from Cluj-Napoca has native effects not only upon people's states of health (raise of mortality and morbidity rate), but also upon the industrial and civil buildings. So the solid and liquid aerosol combined with the acid gases highly oxidant cause a raise of corrosion and degradation of degree of concrete, wood, glass, rubber and paint.



Figure 2. Pollution in Cluj-Napoca

In comparison, traffic in Bucharest is about 70% and is the main source of pollution. In this regard they are tracked different categories of pollutants like  $\text{NO}_x$ ,  $\text{SO}_2$ , CO, NO, powders (total suspended particles with aerodynamic diameter less than 10 micrometres and 2.5 micrometres black smoke) components of the powder (elemental carbon, PAHs, lead), volatile organic compounds (benzene, butadiene). Complete combustion of the fuel in the engines of motor vehicles into the atmosphere removes water vapor (13%), carbon dioxide (13%), nitrogen (74%) (Ardelean 2010).

**1.2. Water pollution sources and causes** Cluj-Napoca surface natural water contain amount of gasses dissolved from the atmosphere mineral salts, colloidal substances and different organic impurities. Heavy rains cause a severe contamination of the rivers, because of a destroying combination of some factors sewage and industrial water leakage, drainage. The negative effects refer to high pollutant level such as: heavy metals, bacteria, hydrocarbons, mineral oils, detergents, pesticide and terrains' degradation meaning the loss of their aesthetic value.

Pollution sources (Mac and Floca 1997, Zamfir 1979) can be various and can be located at the surface, underground or beyond the level of underground water. The toxic effects of the chemical substances upon people's health are not entirely known; the lead has the highest negative impact upon the environment.

- **Pb** is a toxic substance without any physiological function. People are exposed to the lead's negative effects especially by inhaling the resulted gases from the combustible burning  $Pb(C_2H_5)_4$ . Human body inhales a quantity with range between 100-400  $\mu\text{g Pb/day}$ . The main anthropogenic source is represented by the biomass burning used at fuel manufacturing. Volatile organic compounds represent the primary pollutants caused by stationary and mobile sources.

- The term "**volatile organic compounds**" (COV) is generally used for any organic compound which has a steam pressure smaller than 0.1 mm in standard conditions (of 20 °C). COV's pollution effects are: toxicity and unpleasant smell, photochemical oxidant presented in the troposphere, destruction of the ozone layer and the greenhouse effect.

- **The oil products** are complex substances which may include many kinds of organic compounds made of C, H, N, O, S and some metals like vanadium and nickel. Because of their toxic characteristics, the oil products inhibit the microbial activity.

- **Special conditions which cause pollutants dispersions.** Used sewage represents 0,8% of the total internal and town's sewage water. The average flow is of 38,71% mc/day and the maximum one of 2,584 mc/day. The estimate quantity and concentration of pollutants release in the environment, can be established by calculating the sewage pollutant indicators. (Table 1).

In Cluj-Napoca city, according to the regulations, the evacuated wastewater doesn't exceed the levels stipulated in the NTPA-002.

a) Suspensions may be found in concentrations of up to 224.13 mg/l and density of 520 g/day.

b) The organic matters represented by  $CBO_5$  in a concentration of 186,2 mg/l and a density of 432 g/day.

c) The oil products that result from the accidental loss at the improper manipulation, maximum 100g/mc fuel.

Gas stations function according to NP-004-05 Normative, and because the underground water is at -2,5 m depth, with the possibility of raising the level up to 1,5 m, it is absolutely necessary to store the fuel in special warehouses endowed with ventilation systems, level indicators devices, fittings, lightning capture devices, vapour capture systems.

In case of fuel storage from Cluj-Napoca, the main pollution source are the wastewaters from the social-administrative groups and the rainwater from the industrial station. So there is a leakage of oil products directly in the drainage system or in the main collecting storehouse. In Cluj-Napoca the gas stations, storehouse and auto-services do not have the obligativity of being equipped with installations that separate the oil products. The pollutants concentrations and wastewater massflow collected from the platform, are represented by the resulted

petroleum substances after the volatile substances evaporate when the cars are fueled at gas stations. The maximum fuel loss represents 1,4 kg for each distributed  $m^3$ . the concentration of petroleum eter from the platform waters collected is 3,468  $m^3/day$ , and the substances mass of debit of 104,98g /zi, concentration of pollutants in the effluents from of wastewater treatment platforms are shown Table 2.

Table 1. The sewage quality indicators evacuated in the town's drainage or wastewater treatment station (NTPA-002: 2002).

Quality Indicator	U.M.	Normal values
Temperature	$^{\circ}C$	40
pH	unit pH	6,5-8,5
Material in suspension (MS)	$mg/dm^3$	350
Oxigene biochemical consume at every 5 days ( $CBO_5$ )	$mg O_2/dm^3$	300
Oxigene chemical consume -Potassium dichromate method (CCO(Cr))	$mg O_2/dm^3$	500
Ammonia nitrogen ( $NH_4^+$ )	$mg/dm^3$	30
Total phosphorus (P)	$mg/dm^3$	5,0
Biodegradabil sintetic detergents	$mg/dm^3$	25,0
Rezidual clor ( $Cl_2$ )	$mg/dm^3$	0,5

In the fuel depots in Cluj-Napoca are the main sources of pollution of wastewater from the social group-administration officer and the storm water parks fuel tanks and concrete platforms. Thus there is oil leaking directly into the main collector sewer or very rarely accidental. In Cluj-Napoca there is not yet imposed a requirement that all stations, warehouses, car service and car wash sites must carry oil separators. Pollutant concentrations and mass flows of wastewater collected from the oil platform, are the substances resulting from the evaporation of volatile substances from loss of fuel during refueling of motor vehicles. Maximum loss of fuel supply is about 1.4 kg per  $m^3$  distributed. The concentration of substances extractable with petroleum in waters collected from the platform is 3468  $m^3/day$ , and the mass flow of substances is 104,98g/day, the concentration of pollutants in the effluents from sewage treatment plants platforms are presented in Table. 2.

Table 2. Pollutant concentration in waters discharged

Indicator	Concentration at evacuation	
	Calculated mg/l	Admitted mg/l
Suspensions	190,87	350
$CBO_5$	158,0	300
Extratible	1,51	20

**1.3. Air pollution: Causes and sources:** The sources of air pollution, in the case of gas stations, are: the way in which the fuel is stored, poor handling at the tanks' filling and the powered cars at gas stations. The pollutants characteristic to these sources are volatile organic compounds, respectively hydrocarbons (heptan) (By Manescu and Manole 1994).

The emission factors used by MAPPM with which you can calculate the mass flow of VOCs discharged into the atmosphere due to evaporation losses are:

- filling of the gas station tanks 0,88 kg/m<sup>3</sup>;
- fuel storage 0,12 kg/m<sup>3</sup>/day;
- gas pump loss 1,40 kg/m<sup>3</sup>.

Not only COV gets into the atmosphere, but also a certain amount of lead (it is contained by any fuel). Considering that Premium gasoline has a COV concentration of 3%, and that 60 % of it is lead, the result is 0.0315 g/h, at storage is 0.1296 g/h and 0.036g/h at tanks filling.

The storage technological flow of the petroleum products takes place in the open air; this represents the working place for many people. The environmental factor is influenced by emissions of volatile organic compounds found in the gasoline and lead tetraethyl. Regarding the gasoline concentration level found in air, it has been noticed a 83.3% concentration below the normal limit, from which 57.5% (<100 mg/m<sup>3</sup>) and 33,5% (>100mg/m<sup>3</sup>). Only 16,7% from the total number of samples exceed the normal limits. The level of gasoline found at the working places has the concentration value of 100 mg/m<sup>3</sup>, so below the normal limit; the measurements were made at below zero temperature.

The relative humidity is between 95% and 60% and it is closely limited by the presence of clouds. The established concentrations of hydrocarbons display an average value of 100mg/m<sup>3</sup> in total accordance with the sanitary rules and the Ministry of Environment norms, below 150 mg/ m<sup>3</sup>.

The heavy road traffic, so specific to the great cities like Cluj-Napoca, represents another major source of air pollution. It is responsible for some secondary pollutants, modifications of the ozone layer and weather conditions, poor visibility, presence and persistence of fog. Car pollution represents 64% of the total of carbon monoxide emissions, which come from the internal combustion engines which use gasoline instead of diesel (gasoline does not produce so much carbon monoxide).

Considering the number of cars powered by diesel or gasoline, the mileage, the cars' fuel consumption, the amount of pollutants from the air can be easily calculated. This is shown in the following Figure 2.

Residential space heating Romania currently use boilers that run on methane gas. By burning methane gas from thermal power plants are resulting flue gases containing CO, NO<sub>x</sub>, SO<sub>x</sub> and particulates. Based on use of gas, emission factors,

data resulting from the calculation burning mass flow of pollutants and pollutant emission concentrations. Their variation is a function of flame temperature, gas concentration, and residence time S.A. (Vasilache M, 2008).

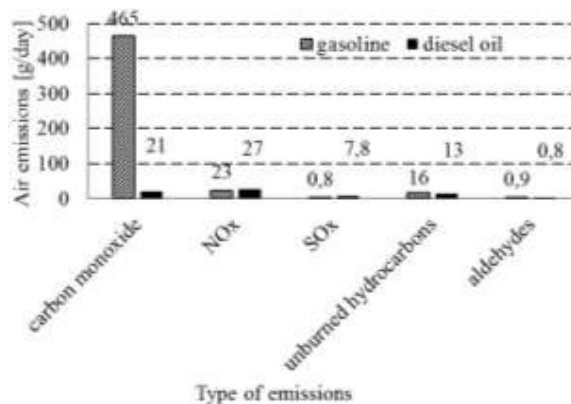


Figure 2. Atmospheric emissions, depending on the type of fuel

## 2. Reducing pollution at the source

Pollution source at gas stations cannot be controlled. There is a vapours collect as much as possible of the quantity of vapours resulted from the fuel evaporation. Almost 50% are condensed and transformed in fuel again; they get in tanks, reducing the loss especially in warm season. Unfortunately not all the gas stations from Cluj-Napoca have such an equipment, COV pollution still remaining a major problem for the city.

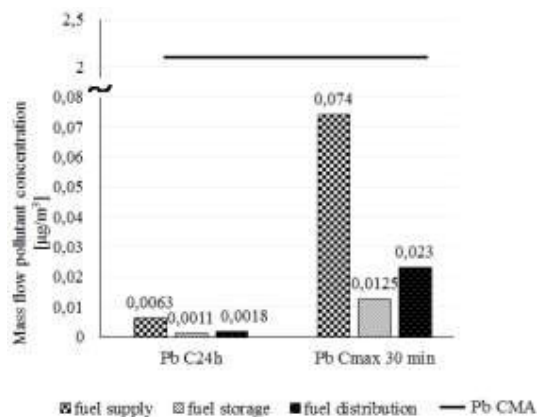


Figure 3. The value of mass flow rates pollutant concentrations



In the case of fuel depots, the volatile organic compounds are evacuated in the atmosphere through ventilation valves. They are used especially where the tanks are filled or drained, the so called "big breaths" and when there is daily of variations temperature the so called "small breaths". The evaluation of the pollution source can be made considering the impact the atmosphere (emissions of pollutants).

The mass flow values of the pollutant concentration, such lead, compared to the normal owes, are show in the Fig. 3.

The mass flow values of pollutant concentrations such as COV, compared to the normalowes, are shown in the Fig. 4.

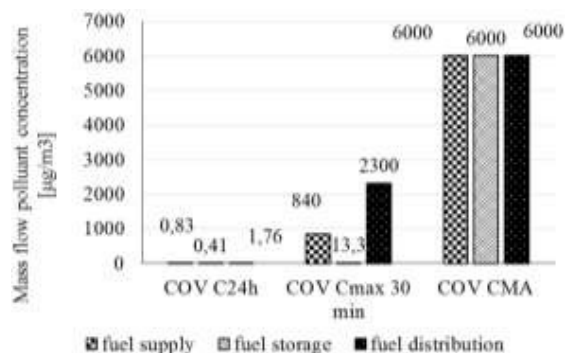


Figure 4. The value of mass flow rates of pollutants like VOCs concentrations

### Conclusions

A good knowledge of the pollution sources, of the mass flow, eradication of the uncontrolled or accidental emissions, the proper use of production facilities, implementation of air quality monitoring system, are fundamental aspects of the strategies of enviroment protection.

The tehcnical measures referto the use of high quality fuel, meaning without lead, sulfur or benzene, standard carbon emission and COV. COV reduction may be also reached by planting trees along the main roads and streets, by using a tipe of asphalt that reduces noise, by building bridges and tunnels meant to avoid high traffic areas.

Internal combustion engines represent the main cause of air pollution. There are a lot of solutions controlling the pollutants such as: modification of the internal combustion engines, the producing of some less polluting substitutes, the finding of some less polluting power sources instead of the internal cobustion engine.

The solution means to find source tehcnologies able to reduce  $SO_2$  si  $NO_x$  emissions, this can be done by a direct and indirect reduction of sulphur quantity.

According to the present research, it can be said that:

- Due to the geographical position, of close type in Cluj- Napoca the average annual humidity is high and steam of air takes place heavily.
- Because of the improper traffic conditions both for pedestrians and vehicles realised through a series of projects regarding the development of pedestrian bicycle traffic. these projects should take into account costs as low as possible throughout the expected life and the possibility of fast implementation and easy maintenance.
- Use and upgrading devices to reduce emissions and VOC vapor recovery from fuel depots and loading points.
- Install systems in high traffic areas that accumulate air pollution depollution and purified it.
- Promote an effective system for checking the the exhaust gases of vehicles  
Implementation of education programs / development of the population, starting from the very early age and encourage the use of public transportation or means of transport cleaner.

### References

- Ardelean F. (2010).** *Condition urban pollution in global warming*, Conf. XVI Efficient, Comfort, Energy Conservation and Environmental Protection, Faculty of Building, U.T.C.B. Bucharest, Faculty of Building
- Breen M. S., Schultz B. D., Sohn M. D., Long T., Langstaff J., Williams R., Isaacs K., Meng Q. Y., Stallings C., Smith L. (2015).** *A review of air exchange rate models for air pollution exposure assessments*, Journal of Exposure Science and Environmental Epidemiology, 24:555–563.
- Charlesworth S.M., Lees J. A. (1999).** *Particulate-associated heavy metals in the urban environment: Their transport from source to deposit*, Coventry, UK, Chemosphere, 39/ 5: 833–848.
- Diaconu G., Rojanski V., Bran F. (1997).** *Urgentele si riscurile de mediu pentru agentii economici*, Editura Economica, Bucuresti.
- Leung D. Y. C. (2015).** *Outdoor-indoor air pollution in urban environment: challenges and opportunity*, Environmental Science, //dx.doi.org/10.3389/fenvs.2014.00069
- Mac I., Floca L. (1997).** *Strategia protectiei mediului inconjurator din Romania*, Editura Ecomedinpact U.B.B. Fac. de Geografie, Cluj-Napoca.
- Manescu S., Manole C. (1994).** *Chimia sanitara a mediului*, Editura Medicala, Bucuresti.
- de Miranda Regina M., Andrade Maria de Fatima, Fornaro Adalgiza, Astolfo Rosana, de Andre P. A., Saldiva Paulo. (2012).** *Urban air pollution: a representative survey of PM<sub>2.5</sub> mass concentrations in six Brazilian cities*, Air Quality, Atmosphere & Health, 2012, 5/1: 63-77.

- Ponticiello Barnaba G., Capozzella Assunta, Di Giorgio Valeria, Casale T., Giubilati R., Tomei G., Tomei F., Rosati Maria V., Sancini Angela (2015).** *Overweight and urban pollution: Preliminary results*, Science of The Total Env., 518–519: 61–64.
- Vasilache M. (2008).** *Considerations on thermal rehabilitation of buildings Maricica Vasilache Building Magazine*, 38/2008: 38.
- Zamfir G. (1979).** *Efectul unor poluanti si prevenirea lor*, Editura Academiei Bucuresti
- Directiva nr. 2001/81/CE** a Parlamentului European și a Consiliului din 23 octombrie 2001 privind plafoanele naționale de emisie pentru anumiți poluanți atmosferici
- Hotărâre nr. 1856/2005** privind plafoanele naționale de emisie pentru anumiți poluanți atmosferici
- Hotărâre nr. 568/2001** privind stabilirea cerințelor tehnice pentru limitarea emisiilor de compuși organici volatili rezultați din depozitarea, încărcarea, descărcarea și distribuția benzinei la terminale și la stațiile de benzină
- NTPA-002** Normativ din 28 februarie 2002 privind condițiile de evacuare a apelor uzate în rețelele de canalizare ale localitatilor și direct în stațiile de epurare.
- NP 004-05** Normativ pentru proiectarea, executarea, exploatarea, defaectarea și postutilizarea stațiilor de distribuție carburanți la autovehicule.
- Ordin de Ministru nr. 859/2005** privind aprobarea unor ghiduri necesare punerii în aplicare a H.G. nr. 699/2003 privind stabilirea unor măsuri pentru reducerea emisiilor de compuși organici volatili datorate utilizării solvenților organici în anumite activități și instalații
- Ordin nr. 3299/2012** pentru aprobarea metodologiei de realizare și raportare a inventarelor privind emisiile de poluanți în atmosferă
- STAS 11369/1-88.** Road vehicles noxious emissions determination. Admissible limits and test methods for vehicles with wight up to 3500 kg
- \*\*\* <https://en.wikipedia.org/wiki/Cluj-Napoca>